



Chp.Ile de France  
Le Mans 25-26 Avril 2015



Document 12.1 OFFICIEL

**Rotax Max**

**Chp.IDF Rotax Max**

**Pre-Final (PF)**

**Résultats**

Sous réserve du contrôle technique ou d'incidents d'ordre sportif

| Cl | N°  | Classe | Pilote | Club                 | Meilleur S1 | Meilleur S2 | Meilleur S3 | Meilleur tour | Interv.  | Ecart   |                 |
|----|-----|--------|--------|----------------------|-------------|-------------|-------------|---------------|----------|---------|-----------------|
| 1  | =   | 12     | evo    | DEPTUCH Joel         | Brétigny    | 18.740      | 26.456      | 20.962        | 1:06.440 |         |                 |
| 2  | ▲5  | 2      | evo    | PICOT Nicolas        | Rosny       | 18.809      | 26.465      | 20.802        | 1:06.330 | 0.838   | <b>0.838</b>    |
| 3  | ▲2  | 96     | evo    | RENAUDIN Julien      | Wissous     | 19.162      | 26.783      | 21.186        | 1:07.634 | 12.228  | <b>13.066</b>   |
| 4  | ▲10 | 94     | evo    | RENAUDIN Adrien      | Wissous     | 19.185      | 26.891      | 21.144        | 1:07.329 | 2.605   | <b>15.671</b>   |
| 5  | ▲6  | 3      | evo    | BONNETO Romain       | Savoie      | 19.475      | 26.759      | 21.004        | 1:07.493 | 0.145   | <b>15.816</b>   |
| 6  | ▼3  | 4      | evo    | LANDAIS Thomas       | Rosny       | 19.125      | 26.874      | 21.190        | 1:07.559 | 0.194   | <b>16.010</b>   |
| 7  | ▲1  | 1      | evo    | HODIER Thomas        | Rosny       | 18.982      | 27.100      | 21.202        | 1:07.457 | 0.840   | <b>16.850</b>   |
| 8  | ▼4  | 11     | evo    | CAMMARATA Marc       | Cormeilles  | 19.160      | 27.111      | 21.219        | 1:07.595 | 0.384   | <b>17.234</b>   |
| 9  | =   | 51     | evo    | MISSIMILLY Jacques   | Cormeilles  | 19.249      | 26.895      | 21.314        | 1:07.479 | 1.515   | <b>18.749</b>   |
| 10 | ▼8  | 6      | evo    | TESNIERE Charles     | Angerville  | 18.891      | 26.758      | 20.938        | 1:06.690 | 4.338   | <b>23.087</b>   |
| 11 | ▲6  | 17     | evo    | BRUNERIE Vincent     | Brétigny    | 19.408      | 26.965      | 21.147        | 1:07.601 | 0.805   | <b>23.892</b>   |
| 12 | ▲1  | 10     | evo    | LALA Guillaume       | Angerville  | 19.126      | 27.160      | 21.226        | 1:07.741 | 0.968   | <b>24.860</b>   |
| 13 | ▼1  | 22     | evo    | JALOUX Romain        | Reims       | 19.501      | 27.095      | 21.376        | 1:08.032 | 4.864   | <b>29.724</b>   |
| 14 | ▼8  | 18     | evo    | WILLIAMSON Andrew    | J.B.H.      | 19.722      | 27.641      | 21.464        | 1:09.088 | 7.144   | <b>36.868</b>   |
| 15 | ▲1  | 24     | evo    | DRUAIS Jean-Baptiste | J.B.H.      | 19.480      | 27.971      | 21.301        | 1:08.836 | 2.488   | <b>39.356</b>   |
| 16 | ▲4  | 9      | max    | BREISACHER Dorian    | Angerville  | 19.841      | 27.761      | 21.302        | 1:08.933 | 0.058   | <b>39.414</b>   |
| 17 | ▼7  | 14     | evo    | DECHANDON Simon      | Angerville  | 19.914      | 27.929      | 21.814        | 1:09.892 | 4.021   | <b>43.435</b>   |
| 18 | ▲4  | 20     | max    | MOSTKOWY Maxime      | Cormeilles  | 20.189      | 28.017      | 21.564        | 1:09.942 | 1.311   | <b>44.746</b>   |
| 19 | ▼1  | 5      | evo    | MENARD Pierre        | Angerville  | 20.098      | 27.729      | 21.400        | 1:09.404 | 4.666   | <b>49.412</b>   |
| 20 | ▼5  | 7      | evo    | MASLE Nicolas        | Mantes      | 20.076      | 28.192      | 21.883        | 1:10.546 | 5 Tours | <b>5 Tours</b>  |
| 21 | =   | 16     | evo    | ROUSSET Louis        | Sens-Paris  |             |             |               |          | 6 Tours | <b>11 Tours</b> |

**Non classés**

|  |    |  |                  |  |  |  |  |  |  |  |                    |
|--|----|--|------------------|--|--|--|--|--|--|--|--------------------|
|  | 33 |  | BOURDIN Gauthier |  |  |  |  |  |  |  | <b>Non partant</b> |
|--|----|--|------------------|--|--|--|--|--|--|--|--------------------|

Tête de course : N°12 DEPTUCH Joel (1-11)

Départ : 26/04 - 14:01:10


Meilleur tour : N°2 PICOT Nicolas 1:06.330

Météo : Pluie Air : 14°C Piste : Mouillée

Record de l'épreuve : N°12 DEPTUCH Joel 53.693



Chp. Ile de France  
Le Mans 25-26 Avril 2015



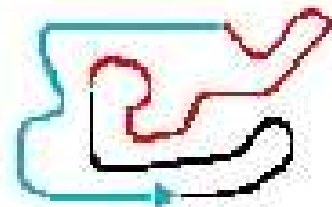
**Rotax Max**

**Chp.IDF Rotax Max  
Pre-Final (PF)  
Tableau des tours**

Pour information, sans valeur officielle

|                              | 1  | 2        | 3          | 4         | 5         | 6        | 7         | 8         | 9         | 10        | 11        | 12        | 13        | 14        | 15        | 16        | 17        | 18        | 19                   | 20       | 21 | 22 |
|------------------------------|----|----------|------------|-----------|-----------|----------|-----------|-----------|-----------|-----------|-----------|-----------|-----------|-----------|-----------|-----------|-----------|-----------|----------------------|----------|----|----|
| <b>Grille</b>                | 12 | 6        | 4          | 11        | 96        | 18       | 2         | 1         | 51        | 14        | 3         | 22        | 10        | 94        | 7         | 24        | 17        | 5         | <del>33</del>        | 9        | 16 | 20 |
| <b>Départ</b>                | 12 | 6        | 4          | 11        | 96        | 2        | 18        | 51        | 1         | 3         | 14        | 22        | 10        | 94        | 24        | 7         | 17        | 5         | <del>16</del>        | 9        | 20 |    |
| <b>Tour 1<br/>Intervalle</b> | 12 | 2<br>0.7 | 96<br>0.8  | 4<br>0.3  | 94<br>1.0 | 3<br>0.5 | 11<br>0.2 | 51<br>0.2 | 10<br>0.8 | 24<br>0.2 | 18<br>0.0 | 17<br>0.2 | 1<br>0.6  | 20<br>1.8 | 9<br>0.3  | 14<br>0.5 | 7<br>0.4  | 5<br>0.3  | 22<br>0.7            | 6<br>0.3 |    |    |
| <b>Tour 2</b>                | 12 | 2<br>1.9 | 96<br>1.0  | 4<br>0.4  | 94<br>0.9 | 3<br>0.9 | 11<br>0.8 | 51<br>0.6 | 10<br>0.2 | 24<br>0.2 | 1<br>0.4  | 17<br>0.6 | 18<br>1.6 | 20<br>1.9 | 9<br>0.1  | 6<br>0.0  | 14<br>0.5 | 22<br>0.4 | 7<br>0.4             | 5<br>0.4 |    |    |
| <b>Tour 3</b>                | 12 | 2<br>2.1 | 96<br>1.9  | 4<br>0.4  | 94<br>1.2 | 3<br>0.7 | 11<br>1.1 | 51<br>0.8 | 1<br>1.0  | 10<br>0.4 | 17<br>1.1 | 24<br>0.0 | 18<br>1.3 | 6<br>0.0  | 9<br>2.7  | 22<br>0.7 | 14<br>1.3 | 20<br>0.0 | 7<br>0.4             | 5<br>0.3 |    |    |
| <b>Tour 4</b>                | 12 | 2<br>1.7 | 96<br>3.3  | 4<br>0.6  | 94<br>1.0 | 3<br>1.4 | 11<br>1.0 | 51<br>1.0 | 1<br>0.3  | 10<br>2.4 | 17<br>0.1 | 6<br>0.7  | 18<br>1.5 | 24<br>0.2 | 22<br>2.6 | 9<br>0.3  | 14<br>2.0 | 20<br>0.7 | 7<br>0.8             | 5<br>3.1 |    |    |
| <b>Tour 5</b>                | 12 | 2<br>3.0 | 96<br>3.4  | 4<br>0.3  | 94<br>0.8 | 3<br>1.7 | 11<br>1.3 | 1<br>1.5  | 51<br>0.4 | 17<br>2.6 | 6<br>0.6  | 10<br>0.6 | 18<br>1.7 | 24<br>0.5 | 22<br>1.4 | 9<br>1.7  | 14<br>2.6 | 20<br>0.7 | 7<br>1.0             | 5<br>3.0 |    |    |
| <b>Tour 6</b>                | 12 | 2<br>3.1 | 96<br>4.2  | 4<br>0.3  | 94<br>0.3 | 3<br>2.1 | 11<br>1.3 | 1<br>1.4  | 51<br>0.7 | 6<br>3.0  | 17<br>0.3 | 10<br>0.3 | 18<br>3.0 | 24<br>0.8 | 22<br>0.7 | 9<br>1.9  | 14<br>4.0 | 20<br>0.4 | <del>16</del><br>1.6 | 5<br>3.5 |    |    |
| <b>Tour 7</b>                | 12 | 2<br>2.6 | 4<br>5.9   | 96<br>0.1 | 94<br>0.8 | 3<br>1.6 | 11<br>1.4 | 1<br>0.9  | 51<br>0.8 | 17<br>4.1 | 10<br>0.5 | 6<br>1.3  | 18<br>2.3 | 22<br>1.6 | 24<br>0.4 | 9<br>1.3  | 14<br>4.8 | 20<br>0.5 | 5<br>5.4             |          |    |    |
| <b>Tour 8</b>                | 12 | 2<br>2.0 | 4<br>7.1   | 96<br>0.4 | 94<br>0.8 | 3<br>1.4 | 11<br>1.6 | 1<br>0.7  | 51<br>0.7 | 17<br>4.5 | 10<br>0.6 | 6<br>0.0  | 22<br>5.7 | 24<br>2.0 | 9<br>1.1  | 18<br>0.1 | 14<br>5.0 | 20<br>0.8 | 5<br>5.2             |          |    |    |
| <b>Tour 9</b>                | 12 | 2<br>1.9 | 4<br>8.0   | 96<br>0.4 | 94<br>0.9 | 3<br>1.1 | 11<br>1.8 | 1<br>0.8  | 51<br>0.7 | 17<br>5.6 | 6<br>0.0  | 10<br>1.1 | 22<br>4.4 | 24<br>4.5 | 18<br>0.4 | 9<br>0.3  | 14<br>5.0 | 20<br>1.0 | 5<br>5.4             |          |    |    |
| <b>Tour 10</b>               | 12 | 2<br>1.4 | 4<br>9.4   | 96<br>0.1 | 94<br>1.2 | 3<br>0.8 | 11<br>1.7 | 1<br>0.7  | 51<br>2.4 | 6<br>4.5  | 17<br>0.7 | 10<br>0.4 | 22<br>4.7 | 18<br>6.0 | 24<br>0.8 | 9<br>0.4  | 14<br>4.6 | 20<br>1.2 | 5<br>4.7             |          |    |    |
| <b>Tour 11</b>               | 12 | 2<br>0.8 | 96<br>12.2 | 94<br>2.6 | 3<br>0.1  | 4<br>0.1 | 1<br>0.8  | 11<br>0.3 | 51<br>1.5 | 6<br>4.3  | 17<br>0.8 | 10<br>0.9 | 22<br>4.8 | 18<br>7.1 | 24<br>2.4 | 9<br>0.0  | 14<br>4.0 | 20<br>1.3 | 5<br>4.6             |          |    |    |





# Rotax Max

## Chp.IDF Rotax Max Pre-Final (PF) Analyse des tours

Pour information, sans valeur officielle

| Tours                        | Secteur 1 | Secteur 2 | Secteur 3 | mps au tour |
|------------------------------|-----------|-----------|-----------|-------------|
| <b>N°17 BRUNERIE Vincent</b> |           |           |           |             |
| 1                            | 23.082    | 27.343    | 21.403    | 1:11.828    |
| 2                            | 20.497    | 27.478    | 21.734    | 1:09.709    |
| 3                            | 19.510    | 28.066    | 21.760    | 1:09.336    |
| 4                            | 19.477    | 27.183    | 22.126    | 1:08.786    |
| 5                            | 19.689    | 27.268    | 21.704    | 1:08.661    |
| 6                            | 19.441    | 26.965    | 22.319    | 1:08.725    |
| 7                            | 19.605    | 27.184    | 21.507    | 1:08.296    |
| 8                            | 19.467    | 27.050    | 21.387    | 1:07.904    |
| 9                            | 19.849    | 27.296    | 21.691    | 1:08.836    |
| 10                           | 19.603    | 27.759    | 21.478    | 1:08.840    |
| 11                           | 19.408    | 27.046    | 21.147    | 1:07.601    |

| Tours                            | Secteur 1 | Secteur 2 | Secteur 3 | mps au tour |
|----------------------------------|-----------|-----------|-----------|-------------|
| 11                               | 19.575    | 27.213    | 21.515    | 1:08.303    |
| <b>N°24 DRUAIS Jean-Baptiste</b> |           |           |           |             |
| 1                                | 22.078    | 28.131    | 21.575    | 1:11.784    |
| 2                                | 19.555    | 27.980    | 21.301    | 1:08.836    |
| 3                                | 20.453    | 28.108    | 21.938    | 1:10.499    |
| 4                                | 20.162    | 27.971    | 23.175    | 1:11.308    |
| 5                                | 20.050    | 28.216    | 21.431    | 1:09.697    |
| 6                                | 19.480    | 28.198    | 21.690    | 1:09.368    |
| 7                                | 20.200    | 28.450    | 21.742    | 1:10.392    |
| 8                                | 20.130    | 28.191    | 21.708    | 1:10.029    |
| 9                                | 20.150    | 28.398    | 21.976    | 1:10.524    |
| 10                               | 20.555    | 28.483    | 21.647    | 1:10.685    |
| 11                               | 19.890    | 28.782    | 22.356    | 1:11.028    |

| Tours | Secteur 1 | Secteur 2 | Secteur 3 | mps au tour |
|-------|-----------|-----------|-----------|-------------|
| 10    | 19.462    | 26.967    | 21.252    | 1:07.681    |
| 11    | 19.743    | 27.991    | 21.338    | 1:09.072    |

| Tours                         | Secteur 1 | Secteur 2 | Secteur 3 | mps au tour |
|-------------------------------|-----------|-----------|-----------|-------------|
| <b>N°18 WILLIAMSON Andrew</b> |           |           |           |             |
| 1                             | 21.613    | 28.927    | 21.706    | 1:12.246    |
| 2                             | 22.264    | 27.758    | 21.550    | 1:11.572    |
| 3                             | 20.003    | 27.651    | 21.469    | 1:09.123    |
| 4                             | 20.130    | 27.898    | 21.619    | 1:09.647    |
| 5                             | 20.125    | 27.667    | 21.614    | 1:09.406    |
| 6                             | 19.851    | 27.657    | 21.580    | 1:09.088    |
| 7                             | 19.722    | 27.735    | 21.713    | 1:09.170    |
| 8                             | 19.803    | 27.641    | 25.964    | 1:13.408    |
| 9                             | 19.909    | 27.828    | 21.935    | 1:09.672    |
| 10                            | 20.179    | 27.731    | 21.464    | 1:09.374    |
| 11                            | 19.975    | 27.803    | 21.638    | 1:09.416    |

| Tours                          | Secteur 1 | Secteur 2 | Secteur 3 | mps au tour |
|--------------------------------|-----------|-----------|-----------|-------------|
| <b>N°51 MISSIMILLY Jacques</b> |           |           |           |             |
| 1                              | 21.689    | 27.690    | 21.758    | 1:11.137    |
| 2                              | 19.900    | 27.821    | 21.741    | 1:09.462    |
| 3                              | 19.768    | 27.160    | 21.403    | 1:08.331    |
| 4                              | 19.730    | 27.114    | 21.622    | 1:08.466    |
| 5                              | 20.240    | 27.154    | 21.505    | 1:08.899    |
| 6                              | 19.436    | 26.984    | 21.533    | 1:07.953    |
| 7                              | 19.275    | 26.964    | 21.334    | 1:07.573    |
| 8                              | 19.249    | 26.916    | 21.314    | 1:07.479    |
| 9                              | 19.372    | 27.011    | 21.418    | 1:07.801    |
| 10                             | 19.317    | 28.382    | 21.450    | 1:09.149    |
| 11                             | 19.397    | 26.895    | 21.458    | 1:07.750    |

| Tours                       | Secteur 1 | Secteur 2 | Secteur 3 | mps au tour |
|-----------------------------|-----------|-----------|-----------|-------------|
| <b>N°20 MOSTKOWY Maxime</b> |           |           |           |             |
| 1                           | 22.929    | 28.890    | 21.681    | 1:13.500    |
| 2                           | 20.308    | 28.372    | 22.094    | 1:10.774    |
| 3                           | 20.373    | 29.765    | 22.147    | 1:12.285    |
| 4                           | 20.601    | 28.316    | 21.728    | 1:10.645    |
| 5                           | 20.470    | 28.301    | 21.734    | 1:10.505    |
| 6                           | 20.230    | 28.118    | 21.594    | 1:09.942    |
| 7                           | 20.189    | 28.255    | 21.564    | 1:10.008    |
| 8                           | 20.598    | 28.226    | 21.672    | 1:10.496    |
| 9                           | 20.234    | 28.314    | 21.689    | 1:10.237    |
| 10                          | 20.363    | 28.087    | 21.592    | 1:10.042    |
| 11                          | 20.316    | 28.017    | 21.778    | 1:10.111    |

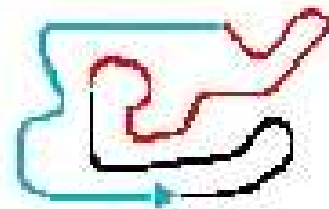
| Tours                       | Secteur 1 | Secteur 2 | Secteur 3 | mps au tour |
|-----------------------------|-----------|-----------|-----------|-------------|
| <b>N°94 RENAUDIN Adrien</b> |           |           |           |             |
| 1                           | 20.912    | 27.502    | 21.289    | 1:09.703    |
| 2                           | 19.466    | 27.162    | 21.405    | 1:08.033    |
| 3                           | 19.476    | 26.891    | 21.678    | 1:08.045    |
| 4                           | 19.261    | 27.094    | 21.291    | 1:07.646    |
| 5                           | 19.185    | 26.949    | 21.195    | 1:07.329    |
| 6                           | 19.260    | 26.993    | 21.172    | 1:07.425    |
| 7                           | 19.490    | 27.612    | 21.328    | 1:08.430    |
| 8                           | 19.526    | 27.050    | 21.178    | 1:07.754    |
| 9                           | 19.587    | 27.047    | 21.144    | 1:07.778    |
| 10                          | 19.632    | 27.077    | 21.227    | 1:07.936    |
| 11                          | 19.995    | 28.167    | 22.305    | 1:10.467    |

| Tours                     | Secteur 1 | Secteur 2 | Secteur 3 | mps au tour |
|---------------------------|-----------|-----------|-----------|-------------|
| <b>N°22 JALOUX Romain</b> |           |           |           |             |
| 1                         | 28.374    | 27.144    | 21.636    | 1:17.154    |
| 2                         | 20.239    | 27.617    | 21.628    | 1:09.484    |
| 3                         | 20.119    | 28.021    | 21.534    | 1:09.674    |
| 4                         | 19.762    | 27.593    | 21.631    | 1:08.986    |
| 5                         | 19.619    | 27.203    | 21.633    | 1:08.455    |
| 6                         | 19.589    | 27.390    | 21.708    | 1:08.687    |
| 7                         | 19.745    | 27.803    | 21.647    | 1:09.195    |
| 8                         | 19.552    | 27.095    | 21.796    | 1:08.443    |
| 9                         | 19.516    | 27.140    | 21.376    | 1:08.032    |
| 10                        | 19.501    | 27.163    | 21.639    | 1:08.303    |

| Tours                       | Secteur 1 | Secteur 2 | Secteur 3 | mps au tour |
|-----------------------------|-----------|-----------|-----------|-------------|
| <b>N°96 RENAUDIN Julien</b> |           |           |           |             |
| 1                           | 20.395    | 27.000    | 21.407    | 1:08.802    |
| 2                           | 19.162    | 27.386    | 21.451    | 1:07.999    |
| 3                           | 19.454    | 26.783    | 21.527    | 1:07.764    |
| 4                           | 19.591    | 26.884    | 21.186    | 1:07.661    |
| 5                           | 19.593    | 26.980    | 21.302    | 1:07.875    |
| 6                           | 19.548    | 27.019    | 21.315    | 1:07.882    |
| 7                           | 19.667    | 27.030    | 21.631    | 1:08.328    |
| 8                           | 19.430    | 27.051    | 21.301    | 1:07.782    |
| 9                           | 19.508    | 26.866    | 21.260    | 1:07.634    |



Chp.Île de France  
Le Mans 25-26 Avril 2015



Document 11

**Rotax Max**

**Chp.IDF Rotax Max  
Pre-Final (PF)  
Grille de départ**

Sous réserve du contrôle technique ou d'incidents d'ordre sportif

|    |                      |    |    |                    |
|----|----------------------|----|----|--------------------|
| 20 | MOSTKOWY Maxime      | 11 | 16 | ROUSSET Louis      |
| 9  | BREISACHER Dorian    | 10 | 33 | BOURDIN Gauthier   |
| 5  | MENARD Pierre        | 9  | 17 | BRUNERIE Vincent   |
| 24 | DRUAIS Jean-Baptiste | 8  | 7  | MASLE Nicolas      |
| 94 | RENAUDIN Adrien      | 7  | 10 | LALA Guillaume     |
| 22 | JALOUX Romain        | 6  | 3  | BONNETO Romain     |
| 14 | DECHANDON Simon      | 5  | 51 | MISSIMILLY Jacques |
| 1  | HODIER Thomas        | 4  | 2  | PICOT Nicolas      |
| 18 | WILLIAMSON Andrew    | 3  | 96 | RENAUDIN Julien    |
| 11 | CAMMARATA Marc       | 2  | 4  | LANDAIS Thomas     |
| 6  | TESNIERE Charles     | 1  | 12 | DEPTUCH Joel       |

POLE POSITION



Départ : 26/04 - 13:50 11 Tours = 0,000 Km

CHP-IDF-3 25/04 - 10/05/2015

crk-idf